

Usage and Maintenance

- ⊙ Please don't disassemble the sealed head, doing so can cause damage to the flashlight.
- ⊙ High-performance flashlights require batteries capable of high current discharge. We strongly recommend the use of rechargeable batteries for cost-effective high performance lighting.
- ⊙ Please replace the O-ring if it becomes damaged after prolonged use. Lubricate the O-rings regularly in order to avoid erosion of the rubber. Doing so will also maintain the flashlight properly sealed from water;
- ⊙ Clean the contacts of your light periodically, especially when the flashlight flickers abnormally or does not seem to light up.
- ⊙ If the light does not seem to work properly, one of the following may be the cause:

Cause 1: The batteries are depleted or damaged and need to be replaced.

Solution: Replace the batteries (confirm the correct installation of the positive and negative poles).

Cause 2: The threads, PCB board contacts, or other contacts are contaminated.

Solution: Clean the contact points with an alcohol-soaked cotton swab.

If the above methods do not solve the issue, refer to the warranty policy and contact your distributor.

5

Product warranty

Acebeam guarantees flashlight against defects in material and workmanship. Flashlight products that are found to be defective under normal use within 60 months of the period of purchase date will be repaired or replaced without charge. (12 months for built-in battery pack.)

This warranty does not cover damage caused by accident, unreasonable use or product alteration. Failure to follow the general maintenance directions could result in damaging your flashlight that may not be covered by Acebeam warranty.

If this flashlight should prove defective, the product will be repaired or replaced under the above terms. Please contact Acebeam or your original Acebeam dealer for warranty return instructions.

Warning

X65 is a high intensity lighting device and capable causing eye damage, avoid shining the light directly into the eyes.

SHENZHEN ZENBON TECHNOLOGY CO.,LTD

Tel: +86-0755-23036551

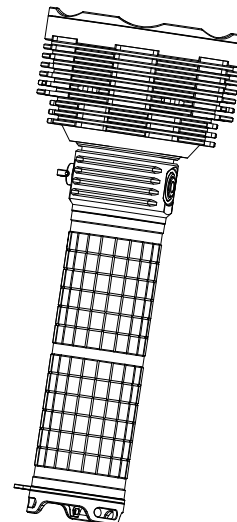
http://www.acebeam.com

E-mail: info@acebeam.com

Address: Floor 4th, Building#5, YijiaYang Industrial Park, Dalang Shenzhen, 518100, China

6

ACEBEAM[®]
An Excellent Manufacturer



ACEBEAM X65
Max 12000 Lumens

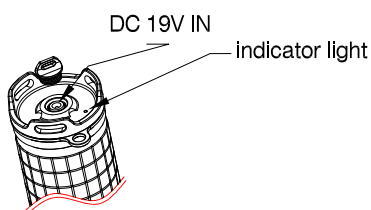
User Manual

1

ACEBEAM[®]
An Excellent Manufacturer

About ACEBEAM X65

- ⊙ This Acebeam X65 flashlight's versatile modes of output are easily accessible by simply press the side switch. All modes are completely silent, allowing for mode selection without detection.
- ⊙ X65 support real time electric quantity display, and the following illustration apply to the highest lumens output state.
- ⊙ There is a battery indicator LED located on the rear tailcap of the flashlight: if the indicator light shows green, it means the batteries' capacity is sufficient and more than 50% battery capacity is available. If the batteries' capacity is 30%-50%, the indicator light will display orange. If the indicator light shows red, it means the batteries' capacity is lower than 30%. In case of very low electric capacity (less than 10% of the total electric capacity) for critically low battery capacity, the indicator light will show red and flicker. We suggest you charge the flashlight when the brightness of flashlight decreases significantly. In case of battery failure, please charge the batteries.



2

Features

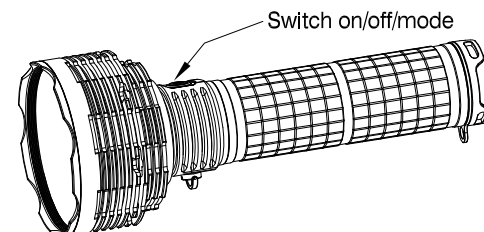
- ⊙ LED: 5°Cree XHP35-HI LED with a lifespan of 50,000 hours
- ⊙ Maximum Brightness: 12,000 lumens.
- ⊙ Firefly: 4lms, 450hours; Low: 500lms, 24hours; Mid: 1500lms, 8hours; High: 3500lms, 3.5hours; Turbo: 6000lms, 2hours; Turbo-max: 12000lms, 1hour; Strobe 3500LM, 7hours;
- ⊙ Working voltage: 12V to 16.8V
- ⊙ Max runtime: 450 hours
- ⊙ Max beam distance: 1301 meters
- ⊙ Peak beam intensity: 423,000cd.
- ⊙ Impact resistant: 1.2 meters.
- ⊙ Waterproof to IPX8 standard
- ⊙ Size(mm):276(length)x108(head diameter)x51(tube diameter).
- ⊙ Weight: 1290g Include batteries.
- ⊙ Altrua durable Aluminum Alloy 6063.
- ⊙ Premium type III hard anodized and anti-abrasive finish.
- ⊙ Ultra-clear tempered glass lens with anti-reflective coating, which achieves a 98.3% light transmittance.
- ⊙ Strobe mode for tactical and emergency use
- ⊙ High-polish aluminum alloy reflector
- ⊙ Highly focused beam for maximum distance.
- ⊙ Streamlined body design.
- ⊙ Intelligent highly efficient circuit board design for max performance and long run time;

Notice: The above-mentioned parameters (tested with 8*3400mAh batteries) are approximate and may vary between flashlights, batteries, and environments.

3

Operation

- ON/OFF:
Press the side switch to turn ON/OFF.
- Mode Switching:
When the flashlight's on, press and hold the side switch to cycle from Low - Mid - High mode output, loosen then goes to your selected mode and will memorize next ON.
- Firefly:
When the flashlight's off, press and hold the side switch for 1s, goes to firefly mode.
- Turbo and Turbo Max Mode:
When the flashlight's on, double click the side switch goes to Turbo mode, double click again goes to Turbo-Max mode, after that, double click will cycle between Turbo and Turbo Max modes.
- Strobe:
Triple click the side switch goes to Strobe mode regardless the flashlight is ON or OFF.
- Firefly, Turbo, Turbo Max and Strobe won't be memorized.
- Lock Out and Unlock:
When flashlight's OFF, press and hold the side switch for 2S, the flashlight will be Locked Out after 2 times' flash. If hold the side switch less than 2S, the flashlight goes to Firefly mode.
When flashlight's Lock Out, press and hold the side switch for 2S, flashlight will be Unlock and goes to Firefly mode.



4